


APPLELEC LIGHT ENGINES



Applelec Light Engines

Applelec Light Engines has been designed as a complete backlighting unit to bring powerful and flawless illumination to a variety of surface materials.

Carrying a 5 year warranty, Applelec Light Engines provides reassurance for longevity of installation and the no maintenance requirement of the unit offers a hassle-free backlighting solution to the design industry.

Key Features:

- Bespoke design
- Quick, easy installation
- 5 year warranty
- Highly energy efficient
- Variety of backlighting solutions available


Applelec Light Engines
featuring SloanLED



BESPOKE DESIGN

Created to deliver both design flexibility and ease of installation, Applelec Light Engines is constructed from a prefabricated flat panel or tray to specific project dimensions.

The precision manufacture ensures the backlighting solution can be simply fixed into place onsite as a complete unit, delivering bright and consistent illumination to any translucent material fitted to the face of the lighting system.



Applelec LED Light Sheet



Auragami from Applelec Lighting



SloanLED from Applelec Lighting


Utilising our range of premium back illuminating products, Applelec Light Engines can be integrated with SloanLED from Applelec Lighting, Applelec LED Light Sheet and Auragami from Applelec Lighting, offering choice for designs and the perfect lighting system to meet individual project requirements.

Providing a completely bespoke solution, our backlighting products are available in a wide choice of LED colour temperatures and RGB options to further complement and elevate the appearance of the surface material selected for the front of the Applelec Light Engines.

EASY INSTALLATION

Delivering a quick turnaround for lighting scheme applications, Applelec Light Engines is supplied with fixing screws along with the selected backlighting solution pre-mounted and pre-wired, ensuring a quick installation as well as minimal electrical work required onsite.

For flawless illumination, the quantity of LED modules or the panel size of our backlighting products is calculated as per provided layout drawings, guaranteeing Applelec Light Engines deliver bright, consistent illumination with no drop in light.



Applelec Light Engines
featuring Auragami

Get in touch with your next backlighting project:

appleleclighting.co.uk
sales@appleleclighting
01274 774 477

